

TOP TEN LOW-COST CARRIERS BY REVENUE

**8**



**WESTJET AIRLINES**  
CALGARY, CANADA

Ranking	8 (8)
Revenues (\$bn)	2.4
Change v 07 (%)	19.7
Op result (\$m)	274.4
Passengers (m)	14.3


**1**



**SOUTHWEST AIRLINES**  
DALLAS, USA

Ranking	1 (1)
Revenues (\$bn)	11.0
Change v 07 (%)	11.8
Op result (\$m)	449.0
Passengers (m)	88.5


**7**



**AIR TRAN**  
ORLANDO, USA

Ranking	7 (7)
Revenues (\$bn)	2.6
Change v 07 (%)	10.5
Op result (\$m)	-72.0
Passengers (m)	24.6

**6**



**JETBLUE AIRWAYS**  
NEW YORK, USA

Ranking	6 (5)
Revenues (\$bn)	3.4
Change v 07 (%)	19.2
Op result (\$m)	109.0
Passengers (m)	21.9

**5**



**GOL**  
SAO PAULO, BRAZIL

Ranking	5 (6)
Revenues (\$bn)	3.5
Change v 07 (%)	37.2
Op result (\$m)	-48.5
Passengers (m)	25.7


**10**



**AER LINGUS**  
DUBLIN, IRELAND

Ranking	10 (9)
Revenues (\$bn)	2.0
Change v 07 (%)	12.8
Op result (\$m)	-25.9
Passengers (m)	10.4

**4**



**RYANAIR**  
DUBLIN, IRELAND

Ranking	4 (4)
Revenues (\$bn)*	3.9
Change v 07 (%)	34.3
Op result (\$m)	766.9
Passengers (m)	57.6

**3**



**EASYJET**  
LUTON, ENGLAND

Ranking	3 (2)
Revenues (\$bn)*	4.6
Change v 07 (%)	30.9
Op result (\$m)	179.0
Passengers (m)	44.6

**2**



**AIR BERLIN**  
BERLIN, GERMANY

Ranking	2 (3)
Revenues (\$bn)	5.0
Change v 07 (%)	43.0
Op result (\$m)	20.8
Passengers (m)	28.6

**9**



**VIRGIN BLUE**  
BRISBANE, AUSTRALIA

Ranking	9 (10)
Revenues (\$bn)*	2.1
Change v 07 (%)	24.0
Op result (\$m)	151.4
Passengers (m)	16.7

REPORT  
GRAHAM DUNN  
IN LONDON

# READY FOR BATTLE

How well prepared are low-cost carriers to survive the economic crisis and exploit new opportunities